

A decorative white line starts at the top center, curves down and left, then down and right, ending in an arrowhead pointing down. There are several white circles and 'x' marks scattered across the purple background. One circle is at the top left, one 'x' is below it, one 'x' is to the right of the arrow, one circle is further right, and one 'x' is at the top right. Another 'x' is in the middle of the page, and another circle is at the bottom right.

Driver Youth Trust's At-home activity pack

18 literacy activities:

- Develop writing skills
- Boost vocabulary
- Guide comprehension & inference

My favourite part

Instructions:

Think of your favourite book, and write about your favourite part of the story. What happens, and why do you like it? Think about the different characters and the different words used to describe the storyline.

You could start your book review like this:

"My favourite book is by , and the best part for me was when"

A large rectangular box with a dark red border, containing ten horizontal grey lines for writing.

Write a song or rap about your book

Instructions:

Write a song or rap about your favourite book. Your song can either be about the whole story, or just your favourite chapter or character. Make sure each line has a similar number of syllables and that your song has a rhyming pattern.



Draw a comic strip

Instructions:

Choose 8 key events from your book and create a comic strip about them. Remember to use speech bubbles to show what's happening.

Remember, the pictures are the important part. Don't use too many words!

Draw a comic strip

© 2008

Write an acrostic poem

Instructions:

Write an acrostic poem about your favourite book or character. An acrostic poem is a poem where the first letter of each line spells out a word.



Key words

Instructions:

Write down 8 key words that are important about your book. What do the words mean, and why do you think they are significant or important to the story?

Word _____ Meaning or importance: _____ _____	Word: _____ Meaning or importance: _____ _____
Word: _____ Meaning or importance: _____ _____	Word: _____ Meaning or importance: _____ _____
Word: _____ Meaning or importance: _____ _____	Word: _____ Meaning or importance: _____ _____
Word _____ Meaning or importance: _____ _____	Word: _____ Meaning or importance: _____ _____

Holiday destination

Instructions:

Imagine you are telling someone to go on holiday to the place where your book is set. Write a paragraph describing where your book takes place, and what makes it a good holiday destination. Get in as much descriptive language as you can!

Things to think about: What language do the characters speak? Is the book set in a hot or cold place? City or countryside? What food might you eat if you visited?

What next?

Instructions:

Think about your favourite book. Summarise what has happened in the story so far, and write about what you think might happen in a sequel to the story.



Character profile

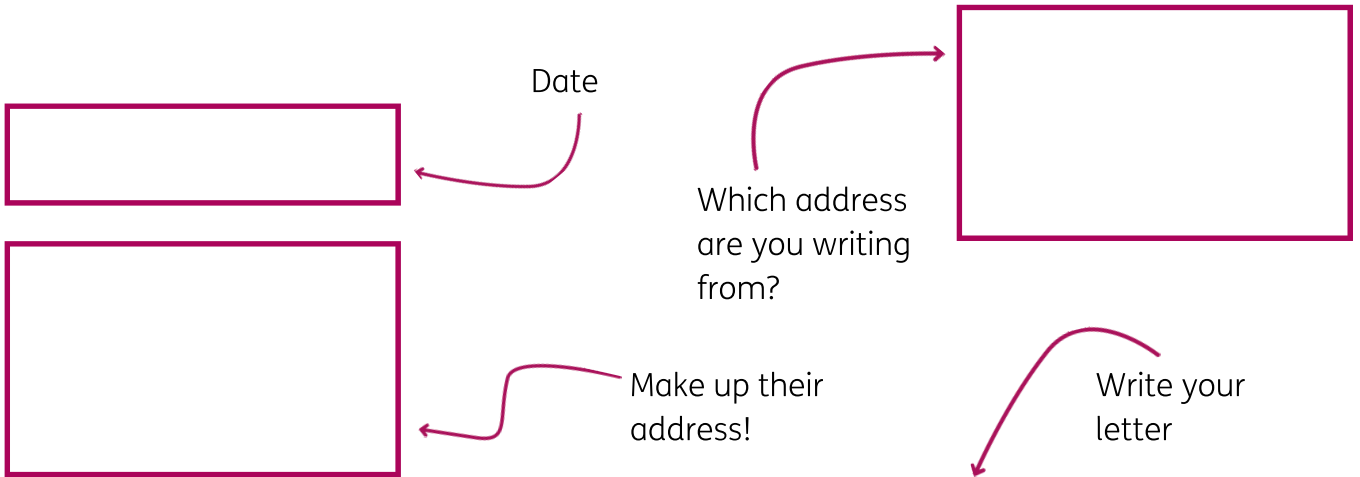
Instructions:

Write a description of the main character in your book. What do they look like? What is their personality like? What do you like or dislike about them?

Write a letter

Instructions:

Write a letter to one of the characters in your book. What would you like to ask them?

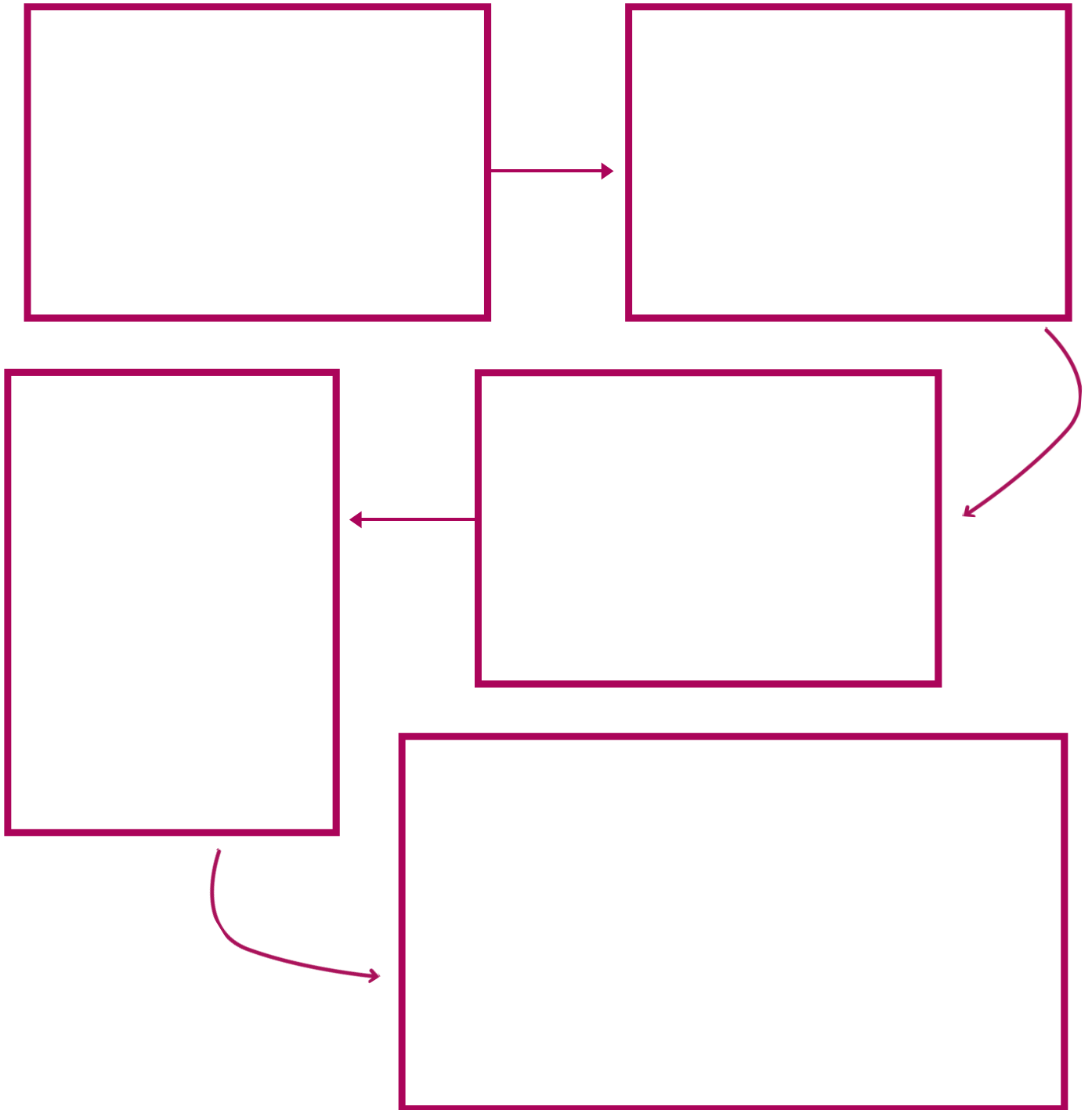


A large rectangular area containing ten horizontal lines for writing the letter.

Timeline

Instructions:

Using pictures, explain the book's storyline in order of events.



Alternate ending

Instructions:

Write a different ending to your book. What else could have happened? How would this have affected the characters?



A large rectangular writing area with a thick purple border. Inside the border, there are 16 horizontal grey lines spaced evenly down the page, providing a space for writing an alternate ending to a book.

Good and bad!

Instructions:

Write down three good things and three bad things about the main character in your book.

Good:

- 1.
- 2.
- 3.


Bad:

- 1.
- 2.
- 3.

Wanted poster

Instructions:

Draw a 'wanted poster' for the enemy (or your least favourite character) in your book. Make sure you tell us what they are wanted for, and what the reward for turning them in is!



Beginning, middle, end

Instructions:

Summarise what happens in the beginning, middle and end of your book. You should end up with a full outline of the storyline.

Beginning:

Middle:

End:

Write a play

Instructions:

Adapt your favourite book into a play! You can either do the whole story (for shorter books), or one of the chapters (for longer books).

Characters in this scene:

The setting is...

Character name	What is said
	<hr/> <hr/> <hr/>
	<hr/> <hr/> <hr/>
	<hr/> <hr/> <hr/>

Book review

Instructions:

Write a book review for the last book you finished. What did you like and dislike about it, and who would you recommend it to?

The book starts with...

Then....

In the end...


Some of the characters are...

I would recommend this book to...

My favourite character

Instructions:

Draw a picture of your favourite character, and label important features in the drawing.



Alphabet adventure!

Instructions:

Think of a key word from your book beginning with each letter of the alphabet - for example, if you're reading *The Magic Key*, you could write:

A - Adventure

B - Biff

C - Chip

A

B

C

D

E

F

G

H

I

J

K

L

M

N

O

P

Q

R

S

T

U

V

W

X

Y

Z